


version 1.0



2023-2024 Catalogue

Blue light illuminator



Innovative Life Sciences Tools


BluView Transilluminator

MBE-200A

The advanced BluView Transilluminator separates its 580nm amber lid from the body, and makes the illuminator thinner and more lightweight. Like the last generation of BluView Transilluminator, it is packed with safe 470nm blue LED light. With imaging size of 153x153mm, you could fit any small midi size gel on top of the transilluminator. The BluView Transilluminator is also compatible with our imaging system such as Digimage System and Smartview Simple System.

Features

- Thinner and more lightweight body
- Easy to carry in between labs
- Aluminum alloy casing design
- Low heat dispersion
- Energy saving product
- 470nm harmless blue light for direct human contact



MBE-200A



BluView Transilluminator


MBE-300

Major Science BluView Transilluminator uses the harmless blue LED instead of aggressive UV lights, and allows you to directly view the experiment result without wearing any UV protection equipment. With its compact size and light weight, the transilluminator occupies little of your lab bench and is easy to be moved from lab to lab.

Package with our Mini Horizontal Gel Electrophoresis System is available to perform real time observation and early mistake detection.

Features

- Portable size and light weight
- Safe 470nm blue light wavelength
- Slim design fits in most of electrophoresis tanks
- Real time observation
- Efficient and early mistake detection
- Ultra high light uniformity



Specification

Cat. No.	MBE-200A	MBE-300
Dimension (WxLxH)	Approx. 7.9"x7.9"x0.6" (200x200x13.9mm)	Approx. 3.4"x6.7"x1" (86x170x25mm)
Viewing Area (WxL)	6"x6" (153x153mm)	Approx. 4.4"x2.9" (112x74.6mm)
Blue Light Source	15W	20W
Illuminator Base Design		Flat Bed
Blue Light Wavelength		470nm
Automatic Shutdown		Approx. 6 min
Material		Aluminum Alloy
Power		DC 12V, 2A
Weight	Approx. 1.68lb (760g)	Approx. 0.75lb (338g)

Ordering Information


Cat. No.	Product Description
MBE-200A	Advanced BluView Transilluminator, 470nm, viewing area 153x153 mm, amber filter(MBE-LID-AM580), synthetic paper hood are included
MBE-300	BluView Transilluminator, 470nm, viewing area 112x74.6 mm, amber filter(MBE-LID-AM580) is included



MBE-300 + MJ-105A + MP-100



MBE-300 + MJ-105A + MINI-300



MBE-300 + MJ-105A

Accessories

Cat. No.	Product Description
MJ-105A	Transparent Mini Horizontal Electrophoresis System
MBE-102	Lid with 580nm amber filter and evaporation fan for ME10-7-10
MBE-103	Lid with 580nm amber filter and evaporation fan for ME7-7-10
MBE7-TANK	ME7-7-10 Electrophoresis tank only, without Lid and Red / Black Cable
MBE10-TANK	ME10-7-10 Electrophoresis tank only, without Lid and Red / Black Cable
MBE-150-CABLE	Threaded Black and Red Electrophoresis Cable
MJ-LID-AM580	580nm amber filter lid with fan, suitable for MJ-105A
MBE-LID-AM580	An inclined 580nm amber filter, suitable for MBE-200A and MBE-300
MBE-HOOD	Synthetic paper hood



MJ-105A



MJ-LID-AM580




MBE-102



MBE-103



MBE7-TANK



MBE10-TANK



MBE-150-CABLE



MBE-LID-AM580



MBE-HOOD

* All images are for reference only, actual products might differ from the pictures above.
* Technical specifications subject to change without notice.



Taiwan Headquarters

Headquarters:

No. 156, Sec. 1, Guoji Rd., Taoyuan Dist.,
Taoyuan City 33061, Taiwan
T/+886-3-3762878
F/+886-3-3761310

Factory:

No.19, Ln. 207, Huakang St. Bade Dist.,
Taoyuan City 33464 Taiwan
T/ +886-3-3623319
F/ +886-3-3623133
Email : info@majorsci.com

Shanghai Office

Room 612, International business exhibition center,
9300 Hunan Road, Pudong, Shanghai, China
National toll-free No.:400-823-9177
T/ +86-21-50795277
F/ +86-21-50795277

US Office

19959 Sea Gull Way
Saratoga, CA 95070
U.S.A.
T/ +1-408-366-9866
F/ +1-408-446-1107

India Office

D. No. 12-13-99, Satguru Apts. Extn.
Street. No. 3, Lane No.1, Tamaka
Secunderabad – 500 017. India
T/ +91-40-27001515
T/ +91-40-27001586



www.majorsci.com

info@majorsci.com

